

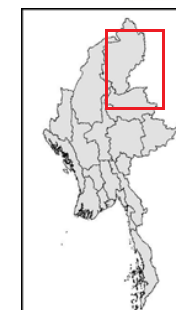
Shelter/NFI/CCCM Cluster Camp Profiling: Kachin & Northern Shan States

Data collection Period : Sep - Dec '2015

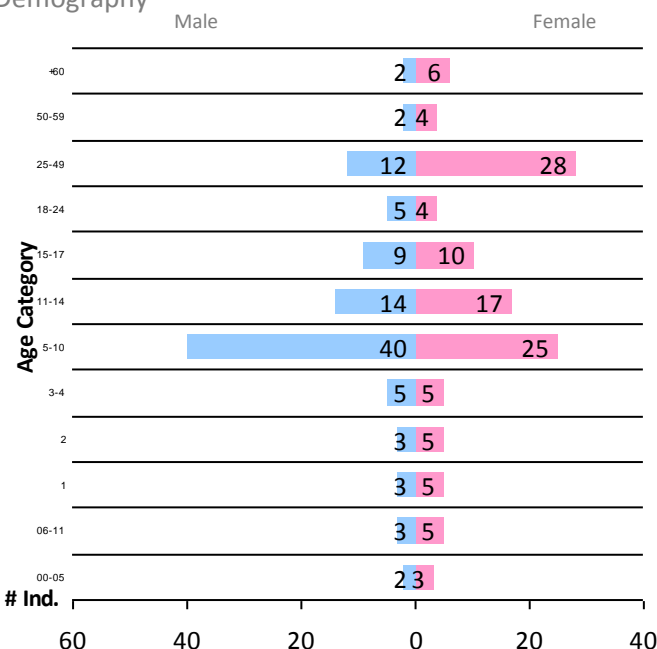
Type of interviewer : CCCM Focal Point

| Camp Management | | Geographical Data | | Access to Services | |
|-------------------------|----------------|--------------------|------------|---------------------|-----------|
| Responsible Agency : | KMSS-LSO | State/Region : | Shan_North | Regular market | 1-5 Miles |
| Camp Manager : | Daw Khung Sain | Township : | Namhkan | Drinking waterpoint | In camp |
| Contact No. : | 09257832394 | Village Track/Town | Nawng Hkam | Health facility | In camp |
| Date of Establishment : | 01/11/2011 | Village/Ward | Nawng Hkam | Pre-school/Nursery | In camp |
| | | Latitude : | 97.69 | Primary school | 1-5 Miles |
| | | Longitude : | 23.83 | Middle school | 1-5 Miles |
| | | Altitude : | | High school | 1-5 Miles |


| | |
|----------------------------|-----|
| Total Number of IDPs | 217 |
| Total Number of Households | 53 |
| Total Number of Female | 117 |
| Total Number of Male | 100 |



Demography



Access to Services




Shelter/NFI

Collective_Center


Emergency shelter / Makeshift shelter

Temporary shelter



Education

| | Male | Female | Teacher |
|------------------------------|------|--------|---------|
| Pre-school (ECD) - (age 3-4) | 6 | 8 | 2 |
| Primary (age 5-10) | 35 | 22 | 0 |
| Middle (age 11-14) | 12 | 19 | 0 |
| High (age 15-17) | 8 | 2 | 0 |
| Total | 61 | 51 | 2 |




Health

The type of the nearest accessible functioning health facility:

Clinic

The following staff or health services are regularly available:

community workers, Pre&Post Natal_Care,



Wash

| | |
|----------------------------------|------|
| Water need coverage | 100% |
| Latrines coverage | 92% |
| Semi permanent latrines coverage | 92% |
| Bathing facilities coverage | 92% |
| Hand washing facilities coverage | 0% |
| Hygiene kits coverage | 100% |

| Camp Coordination & Camp Management | | | |
|--|-----------------|---|--|
| Permanent arrivals to camp in last 6 months: | 1 | 2 | |
| Permanent departures from camp in last 6 months: | 1 | 4 | |
| Destination of the majority of departures : | Other IDP camps | | |
| Camp management committee currently in Place : | Yes | | |
| Number of camp management committee members: | | | |
| IDP Members | 3 | 2 | |
| Non-IDP Members | | | |
| Total Members | 3 | 2 | |
| Total Members Trained | 3 | 2 | |
| Is there a complaints mechanism in place ? | Yes | | |

| Food | |
|--|----------|
| Main type of kitchen(s): | Communal |
| Is there a proper storage facility for food? | Yes |

| Livelihood | |
|---|--------------------------|
| Currently, two main livelihoods activities for male camp resident are : | Farming & Daily worker |
| Before displ., the two main livelihoods activities for male camp residents were : | Farming & Daily worker |
| Currently, two main livelihoods activities for female camp resident are : | Livestock & Daily worker |
| Before displ., the two main livelihoods activities for female camp residents were : | Daily worker & Farming |

Vulnerabilities collected

- Lactating women
- Mentally Disabled
- Older person at risk
- Persons with serious Medical Condition
- Physically Disabled
- Pregnant women
- Separated Children (<18)
- Single Headed Households
- Unaccompanied Children (<18)

Number of Vulnerable people in the camp : 20

| Protection | |
|---|-----|
| Child_Friendly_Space | No |
| Child_Friendly_Space_Opening_Hour | |
| #of_Children accessing the facility | |
| Youth_Centre | No |
| Youth_Centre_Opening_Hour | |
| Youth_Centre_#of_Children | |
| Women_Girls_Center | No |
| Women_girls centre_Opening_Hour | |
| Women_girls centre_Distance (in miles) | 0 |
| Family tracing service available | No |
| Referral pathway for protection cases available | Yes |
| Legal services available for camp residents | No |
| Electricity/solar panels the whole night? | Yes |